

- 1. VERTICAL CNC MACHINE CENTER**
- 2. HORIZONTAL BORING & MILLING MACHINE**
- 3. ENGRAVING & MILLING CNC MACHINE CENTER**
- 4. MILLING & DRILLING CNC MACHINE CENTER**
- 5. BIG GRANTY VERTICAL CNC MACHINE CENTER**
- 6. WHY CHOOSE YONGSHUO CNC MACHINE?**
- 7. YONGSHUO CNC'S PATENT TECHNOLOGIES**
- 8. OUR PRICE SYSTEM & PARTNERS**

**END: THANKS**



# YONGSHUO CNC MACHINING CENTERS



**Email: [info@superimagetech.com](mailto:info@superimagetech.com); Cell: 0086-131-6238-1655**

# PART ONE

YONGSHUO(SUPERIMAGE) VERTICAL CNC-VMC

# YONGSHUO CNC MACHINING CENTER

Part One –Specification & Model of VMC

## φVMC: VERTICAL CNC MACHING CENTER-(1):YSV-640



TECHNICAL DATA	YSV-640
WORKBENCH SIZE	700*420MM
X-AXIS PROCESSING SIZE	600MM
Y-AXIS PROCESSING SIZE	400MM
Z-AXIS PROCESSING SIZE	400MM
XYZ AXIS MODEL & APPLICATION	XYZ AXIS LINEAR RAIL Usually used for processing aluminum, flexible steel, copper, non-ferrous metal parts, alloy parts, plastic parts, gypsum parts, acrylic parts, dies, hand plates, etc.
SPINDLE(RPM)	0-8000/10000 RPM Belt Connect Or 12000 RPM Director Connect
SPINDLE MOTOR POWER	5.5KW
CONTROL SYSTEM	FANUC,MITSUBISHI,SIEMENS,SYNTEC Four-axis function & five-axis function interfaces defaultly intergrated and built-in in system. Upgrade easily, Plug & play
MACHINE WEIGHT	4000KG

# YONGSHUO CNC MACHINING CENTER

Part One –Specification & Model of VMC

## φVMC: VERTICAL CNC MACHING CENTER-(2):YSV-850



TECHNICAL DATA	YSV-850
WORKBENCH SIZE	1000*450MM
X-AXIS PROCESSING SIZE	800MM
Y-AXIS PROCESSING SIZE	500MM
Z-AXIS PROCESSING SIZE	500MM
XYZ AXIS MODEL & APPLICATION	XYZ AXIS LINEAR RAIL Usually used for processing aluminum, flexible steel, copper, non-ferrous metal parts, alloy parts, plastic parts, gypsum parts, acrylic parts, dies, hand plates, etc.
SPINDLE(RPM)	0-8000/10000 RPM Belt Connect Or 12000 RPM Director Connect
SPINDLE MOTOR POWER	7.5KW
CONTROL SYSTEM	FANUC,MITSUBISHI,SIEMENS,SYNTEC Four-axis function & five-axis function interfaces defaultly intergrated and built-in in system. Upgrade easily, Plug & play
MACHINE WEIGHT	5300KG

# YONGSHUO CNC MACHINING CENTER

Part One –Specification & Model of VMC

## φVMC: VERTICAL CNC MACHING CENTER-(3):YSV-855



TECHNICAL DATA	YSV-855
WORKBENCH SIZE	1000*550MM
X-AXIS PROCESSING SIZE	800MM
Y-AXIS PROCESSING SIZE	550MM
Z-AXIS PROCESSING SIZE	500MM
XYZ AXIS MODEL & APPLICATION	XYZ AXIS LINEAR RAIL Usually used for processing aluminum, flexible steel, copper, non-ferrous metal parts, alloy parts, plastic parts, gypsum parts, acrylic parts, dies, hand plates, etc.
SPINDLE(RPM)	0-8000/10000 RPM Belt Connect Or 12000 RPM Director Connect
SPINDLE MOTOR POWER	7.5KW
CONTROL SYSTEM	FANUC,MITSUBISHI,SIEMENS,SYNTEC Four-axis function & five-axis function interfaces defaultly intergrated and built-in in system. Upgrade easily, Plug & play
MACHINE WEIGHT	5800KG

# YONGSHUO CNC MACHINING CENTER

Part One –Specification & Model of VMC

## §VMC: VERTICAL CNC MACHING CENTER-(4):YSV-1160



TECHNICAL DATA	YSV-1160
WORKBENCH SIZE	1200*600MM
X-AXIS PROCESSING SIZE	1100MM
Y-AXIS PROCESSING SIZE	600MM
Z-AXIS PROCESSING SIZE	600MM
XYZ AXIS MODEL & APPLICATION	XYZ AXIS LINEAR RAILUsually used for processing aluminum, flexible steel, copper, non-ferrous metal parts, alloy parts, plastic parts, gypsum parts, acrylic parts, dies, hand plates, etc.
SPINDLE(RPM)	0-8000/10000 RPM Belt ConnectOr 12000 RPM Director Connect
SPINDLE MOTOR POWER	11.0KW
CONTROL SYSTEM	FANUC,MITSUBISHI,SIEMENS,SYNTECFour-axis function & five-axis function interfaces defaultly intergrated and built-in in system. Upgrade easily, Plug & play
MACHINE WEIGHT	7800KG

# YONGSHUO CNC MACHINING CENTER

Part One –Specification & Model of VMC

## §VMC: VERTICAL CNC MACHING CENTER-(5):YSV-1370



TECHNICAL DATA	YSV-1370
WORKBENCH SIZE	1500*700MM
X-AXIS PROCESSING SIZE	1300MM
Y-AXIS PROCESSING SIZE	700MM
Z-AXIS PROCESSING SIZE	750MM
XYZ AXIS MODEL & APPLICATION	XYZ AXIS LINEAR RAIL Usually used for processing aluminum, flexible steel, copper, non-ferrous metal parts, alloy parts, plastic parts, gypsum parts, acrylic parts, dies, hand plates, etc.
SPINDLE(RPM)	0-8000/10000 RPM Belt Connect Or 12000 RPM Director Connect
SPINDLE MOTOR POWER	11.0KW OR 15KW
CONTROL SYSTEM	FANUC, MITSUBISHI, SIEMENS, SYNTEC Four-axis function & five-axis function interfaces defaultly intergrated and built-in in system. Upgrade easily, Plug & play
MACHINE WEIGHT	11000KG

# YONGSHUO CNC MACHINING CENTER

Part One –Specification & Model of VMC

## ¥VMC: VERTICAL CNC MACHING CENTER-(6):YSV-1580



TECHNICAL DATA	YSV-1580
WORKBENCH SIZE	1700*800MM
X-AXIS PROCESSING SIZE	1500MM
Y-AXIS PROCESSING SIZE	800MM
Z-AXIS PROCESSING SIZE	700MM
XYZ AXIS MODEL & APPLICATION	XYZ AXIS LINEAR RAIL Usually used for processing aluminum, flexible steel, copper, non-ferrous metal parts, alloy parts, plastic parts, gypsum parts, acrylic parts, dies, hand plates, etc.
SPINDLE(RPM)	0-8000/10000 RPM Belt Connect Or 12000 RPM Director Connect
SPINDLE MOTOR POWER	15KW
CONTROL SYSTEM	FANUC,MITSUBISHI,SIEMENS,SYNTEC Four-axis function & five-axis function interfaces defaultly intergrated and built-in in system. Upgrade easily, Plug & play
MACHINE WEIGHT	12800KG



# YONGSHUO CNC MACHINING CENTER

Part One –Specification & Model of VMC

## ¥VMC: VERTICAL CNC MACHING CENTER-(7):YSV-1890



TECHNICAL DATA	YSV-1890
WORKBENCH SIZE	2000*900MM
X-AXIS PROCESSING SIZE	1800MM
Y-AXIS PROCESSING SIZE	900MM
Z-AXIS PROCESSING SIZE	800MM
XYZ AXIS MODEL & APPLICATION	XYZ AXIS LINEAR RAILUsually used for processing aluminum, flexible steel, copper, non-ferrous metal parts, alloy parts, plastic parts, gypsum parts, acrylic parts, dies, hand plates, etc.
SPINDLE(RPM)	0-8000/10000 RPM Belt ConnectOr 12000 RPM Director Connect
SPINDLE MOTOR POWER	18.5KW OR 22KW
CONTROL SYSTEM	FANUC,MITSUBISHI,SIEMENS,SYNTECFour-axis function & five-axis function interfaces defaultly intergrated and built-in in system. Upgrade easily, Plug & play
MACHINE WEIGHT	13300KG

# YONGSHUO CNC MACHINING CENTER

Part One –Specification & Model of VMC

## §VMC: VERTICAL CNC MACHING CENTER SPECIALLY FOR HARD STAINLESS STEEL-(8):YSL-850



TECHNICAL DATA	YSL-850
WORKBENCH SIZE	1000*500MM
X-AXIS PROCESSING SIZE	800MM
Y-AXIS PROCESSING SIZE	500MM
Z-AXIS PROCESSING SIZE	500MM
XYZ AXIS MODEL & APPLICATION	XY-AXIS LINEAR RAIL Z-AXIS HEAVRY RAIL(HUGE MILLING & CUTTING FORCE) Besides being used for processing aluminum, flexible steel, copper, non-ferrous metal parts, alloy parts, plastic parts, gypsum parts, acrylic parts, dies, hand plates, etc. Specially used for processing steel materials, stainless steel materials,, non-embroidered steel & cemented carbide materials, high hardness metals and alloys. It is a multi-functional and multi-purpose CNC machine center.
SPINDLE(RPM)	0-8000/10000 RPM Belt Connect
SPINDLE MOTOR POWER	7.5KW
CONTROL SYSTEM	FANUC,MITSUBISHI,SIEMENS,SYNTECFour-axis function & five-axis function interfaces defaultly intergrated and built-in in system. Upgrade easily, Plug & play
MACHINE WEIGHT	5500KG

# YONGSHUO CNC MACHINING CENTER

Part One –Specification & Model of VMC

## §VMC: VERTICAL CNC MACHING CENTER SPECIALLY FOR HARD STAINLESS STEEL-(9):YSL-960



TECHNICAL DATA	YSL-960
WORKBENCH SIZE	1000*550MM
X-AXIS PROCESSING SIZE	900MM
Y-AXIS PROCESSING SIZE	600MM
Z-AXIS PROCESSING SIZE	600MM
XYZ AXIS MODEL & APPLICATION	XY-AXIS LINEAR RAIL Z-AXIS HEAVRY RAIL(HUGE MILLING & CUTTING FORCE) Besides being used for processing aluminum, flexible steel, copper, non-ferrous metal parts, alloy parts, plastic parts, gypsum parts, acrylic parts, dies, hand plates, etc. Specially used for processing steel materials, stainless steel materials,, non-embroidered steel & cemented carbide materials, high hardness metals and alloys. It is a multi-functional and multi-purpose CNC machine center.
SPINDLE(RPM)	0-8000/10000 RPM Belt Connect
SPINDLE MOTOR POWER	7.5KW OR 11KW
CONTROL SYSTEM	FANUC,MITSUBISHI,SIEMENS,SYNTECFour-axis function & five-axis function interfaces defaultly intergrated and built-in in system. Upgrade easily, Plug & play
MACHINE WEIGHT	6000KG

# YONGSHUO CNC MACHINING CENTER

Part One –Specification & Model of VMC

## §VMC: VERTICAL CNC MACHING CENTER SPECIALLY FOR HARD STAINLESS STEEL-(10):YSL-1060



TECHNICAL DATA	YSL-1060
WORKBENCH SIZE	1300*600MM
X-AXIS PROCESSING SIZE	1000MM
Y-AXIS PROCESSING SIZE	600MM
Z-AXIS PROCESSING SIZE	600MM
XYZ AXIS MODEL & APPLICATION	XY-AXIS LINEAR RAIL Z-AXIS HEAVRY RAIL(HUGE MILLING & CUTTING FORCE) Besides being used for processing aluminum, flexible steel, copper, non-ferrous metal parts, alloy parts, plastic parts, gypsum parts, acrylic parts, dies, hand plates, etc. Specially used for processing steel materials, stainless steel materials,, non-embroidered steel & cemented carbide materials, high hardness metals and alloys. It is a multi-functional and multi-purpose CNC machine center.
SPINDLE(RPM)	0-8000/10000 RPM Belt Connect
SPINDLE MOTOR POWER	11KW
CONTROL SYSTEM	FANUC,MITSUBISHI,SIEMENS,SYNTECFour-axis function & five-axis function interfaces defaultly intergrated and built-in in system. Upgrade easily, Plug & play
MACHINE WEIGHT	8300KG

# YONGSHUO CNC MACHINING CENTER

Part One –Specification & Model of VMC

## §VMC: VERTICAL CNC MACHING CENTER SPECIALLY FOR HARD STAINLESS STEEL-(11):YSL-1270





TECHNICAL DATA	YSL-1270
WORKBENCH SIZE	1360*700MM
X-AXIS PROCESSING SIZE	1200MM
Y-AXIS PROCESSING SIZE	700MM
Z-AXIS PROCESSING SIZE	600MM
XYZ AXIS MODEL & APPLICATION	XY-AXIS LINEAR RAIL Z-AXIS HEAVRY RAIL(HUGE MILLING & CUTTING FORCE) Besides being used for processing aluminum, flexible steel, copper, non-ferrous metal parts, alloy parts, plastic parts, gypsum parts, acrylic parts, dies, hand plates, etc. Specially used for processing steel materials, stainless steel materials,, non-embroidered steel & cemented carbide materials, high hardness metals and alloys. It is a multi-functional and multi-purpose CNC machine center.
SPINDLE(RPM)	0-8000/10000 RPM Belt Connect
SPINDLE MOTOR POWER	11KW OR 15KW
CONTROL SYSTEM	FANUC,MITSUBISHI,SIEMENS,SYNTECFour-axis function & five-axis function interfaces defaultly intergrated and built-in in system. Upgrade easily, Plug & play
MACHINE WEIGHT	9500KG

# YONGSHUO CNC MACHINING CENTER

Part One –Specification & Model of VMC

## §VMC: VERTICAL CNC MACHING CENTER SPECIALLY FOR HARD STAINLESS STEEL-(12):YSL-1370

 永硕® YONGSHUO SUPERIMAGE	DIGITAL CONTROL MACHING TOOL DIGITAL CONTROL CNC MACHINE MULTI-FUNCTION MACHING TOOL ECONOMIC CNC LATHE/CNC TOOL	TECHNICAL DATA	YSL-1370
		WORKBENCH SIZE	1500*700MM
		X-AXIS PROCESSING SIZE	1300MM
		Y-AXIS PROCESSING SIZE	700MM
		Z-AXIS PROCESSING SIZE	700MM
		XYZ AXIS MODEL & APPLICATION	XY-AXIS LINEAR RAIL Z-AXIS HEAVRY RAIL(HUGE MILLING & CUTTING FORCE) Besides being used for processing aluminum, flexible steel, copper, non-ferrous metal parts, alloy parts, plastic parts, gypsum parts, acrylic parts, dies, hand plates, etc. Specially used for processing steel materials, stainless steel materials,, non-embroidered steel & cemented carbide materials, high hardness metals and alloys. It is a multi-functional and multi-purpose CNC machine center.
		SPINDLE(RPM)	0-8000/10000 RPM Belt Connect
		SPINDLE MOTOR POWER	11KW OR 15KW
		CONTROL SYSTEM	FANUC,MITSUBISHI,SIEMENS,SYNTECFour-axis function & five-axis function interfaces defaultly intergrated and built-in in system. Upgrade easily, Plug & play
		MACHINE WEIGHT	11000KG

# YONGSHUO CNC MACHINING CENTER

Part One –Specification & Model of VMC

## §VMC: VERTICAL CNC MACHING CENTER SPECIALLY FOR HARD STAINLESS STEEL-(13):YSL-1580





TECHNICAL DATA	YSL-1580
WORKBENCH SIZE	1700*800MM
X-AXIS PROCESSING SIZE	1500MM
Y-AXIS PROCESSING SIZE	800MM
Z-AXIS PROCESSING SIZE	700MM
XYZ AXIS MODEL & APPLICATION	XY-AXIS LINEAR RAIL Z-AXIS HEAVRY RAIL(HUGE MILLING & CUTTING FORCE) Besides being used for processing aluminum, flexible steel, copper, non-ferrous metal parts, alloy parts, plastic parts, gypsum parts, acrylic parts, dies, hand plates, etc. Specially used for processing steel materials, stainless steel materials,, non-embroidered steel & cemented carbide materials, high hardness metals and alloys. It is a multi-functional and multi-purpose CNC machine center.
SPINDLE(RPM)	0-8000/10000 RPM Belt Connect
SPINDLE MOTOR POWER	15KW OR 18.5KW
CONTROL SYSTEM	FANUC,MITSUBISHI,SIEMENS,SYNTECFour-axis function & five-axis function interfaces defaultly intergrated and built-in in system. Upgrade easily, Plug & play
MACHINE WEIGHT	13000KG

# YONGSHUO CNC MACHINING CENTER

Part One –Specification & Model of VMC

## §VMC: VERTICAL CNC MACHING CENTER SPECIALLY FOR HARD STAINLESS STEEL-(14):YSL-1890

	<p>DIGITAL CONTROL MACHING TOOL DIGITAL CONTROL CNC MACHINE MULTI-FUNCTION MACHING TOOL ECONOMIC CNC LATHE/CNC TOOL</p>	<b>TECHNICAL DATA</b>	<b>YSL-1890</b>	
		<b>WORKBENCH SIZE</b>	2000*900MM	
		<b>X-AXIS PROCESSING SIZE</b>	1800MM	
		<b>Y-AXIS PROCESSING SIZE</b>	900MM	
		<b>Z-AXIS PROCESSING SIZE</b>	600MM (750MM)	
		<b>XYZ AXIS MODEL &amp; APPLICATION</b>	XY-AXIS LINEAR RAIL Z-AXIS HEAVRY RAIL(HUGE MILLING & CUTTING FORCE) Besides being used for processing aluminum, flexible steel, copper, non-ferrous metal parts, alloy parts, plastic parts, gypsum parts, acrylic parts, dies, hand plates, etc. Specially used for processing steel materials, stainless steel materials,, non-embroidered steel & cemented carbide materials, high hardness metals and alloys. It is a multi-functional and multi-purpose CNC machine center.	
		<b>SPINDLE(RPM)</b>	0-8000/10000 RPM Belt Connect	
		<b>SPINDLE MOTOR POWER</b>	18.5KW OR 22KW	
		<b>CONTROL SYSTEM</b>	FANUC,MITSUBISHI,SIEMENS,SYNTECFour-axis function & five-axis function interfaces defaultly intergrated and built-in in system. Upgrade easily, Plug & play	
		<b>MACHINE WEIGHT</b>	14000KG	





2



# PART TWO

YONGSHUO(SUPERIMAGE) HORIZONTAL CNC-BMC

# YONGSHUO CNC MACHINING CENTER

Part Two –Specification & Model of BMC

## §BMC: HORIZONTAL CNC BORING & MILLING MACHINE CENTER-(1):YSW-50

 <b>永硕®</b> <i>DIGITAL CONTROL MACHING TOOL</i> <i>DIGITAL CONTROL CNC MACHINE</i> <i>MULTI-FUNCTION MACHING TOOL</i> <i>ECONOMIC CNC LATHE/CNC TOOL</i>		<b>TECHNICAL DATA</b>	<b>YSW-50</b>
		WORKBENCH SIZE	500*500MM
		X-AXIS PROCESSING SIZE	800MM
		Y-AXIS PROCESSING SIZE	600MM
		Z-AXIS PROCESSING SIZE	500MM
		XYZ AXIS MODEL & APPLICATION	XYZ-Axis Linear Rail or Rectangle Rail Particularly used for processing frame, box, revolving body, polyhedron, shell, Polyhedron plane milling rocessing and drilling processing and other workpieces and models, one clamping, one completion. The main processing materials are aluminum, copper, non-ferrous metal, alloy, plastic, gypsum, acrylic, die, hand plate, etc.
		SPINDLE(RPM)	8000RPM
		SPINDLE MOTOR POWER	7.5KW
		WORKBENCH ROTARY ANGLE	360*1
		ATC SYSTEM	24 OR 30 OR MORE THAN 30 CHAIN TYPE INTERCHANGEABLE TOOL SYSTEM
		CONTROL SYSTEM	FANUC,MITSUBISHI,SIEMENS,SYNTECFour-axis function & five-axis function interfaces defaultly intergrated and built-in in system. Upgrade easily, Plug & play
MACHINE WEIGHT	6500KG		

# YONGSHUO CNC MACHINING CENTER

Part Two –Specification & Model of BMC

## §BMC: HORIZONTAL CNC BORING & MILLING MACHINE CENTER-(2):YSW-63



DIGITAL CONTROL MACHING TOOL  
DIGITAL CONTROL CNC MACHINE  
MULTI-FUNCTION MACHING TOOL  
ECONOMIC CNC LATHE/CNC TOOL



TECHNICAL DATA	YSW-63
WORKBENCH SIZE	630*630MM
X-AXIS PROCESSING SIZE	1000MM
Y-AXIS PROCESSING SIZE	750MM
Z-AXIS PROCESSING SIZE	600MM
XYZ AXIS MODEL & APPLICATION	XYZ-Axis Linear Rail or Rectangle Rail Particularly used for processing frame, box, revolving body, polyhedron, shell, Polyhedron plane milling rocessing and drilling processing and other workpieces and models, one clamping, one completion. The main processing materials are aluminum, copper, non-ferrous metal, alloy, plastic, gypsum, acrylic, die, hand plate, etc.
SPINDLE(RPM)	6000RPM
SPINDLE MOTOR POWER	11KW
WORKBENCH ROTARY ANGLE	360*1
ATC SYSTEM	24 OR 30 OR MORE THAN 30 CHAIN TYPE INTERCHANGEABLE TOOL SYSTEM
CONTROL SYSTEM	FANUC,MITSUBISHI,SIEMENS,SYNTECFour-axis function & five-axis function interfaces defaultly intergrated and built-in in system. Upgrade easily, Plug & play
MACHINE WEIGHT	9500KG

# YONGSHUO CNC MACHINING CENTER

Part Two –Specification & Model of BMC

## ¥BMC: HORIZONTAL CNC BORING & MILLING CENTER-(3):YSW-1075



DIGITAL CONTROL MACHING TOOL  
DIGITAL CONTROL CNC MACHINE  
MULTI-FUNCTION MACHING TOOL  
ECONOMIC CNC LATHE/CNC TOOL



TECHNICAL DATA	YSW-1075
WORKBENCH SIZE	1300*600MM
X-AXIS PROCESSING SIZE	1000MM
Y-AXIS PROCESSING SIZE	750MM
Z-AXIS PROCESSING SIZE	600MM
XYZ AXIS MODEL & APPLICATION	XYZ-Axis Linear Rail or Rectangle Rail Particularly used for processing frame, box, revolving body, polyhedron, shell, Polyhedron plane milling rocessing and drilling processing and other workpieces and models, one clamping, one completion. The main processing materials are aluminum, copper, non-ferrous metal, alloy, plastic, gypsum, acrylic, die, hand plate, etc.
SPINDLE(RPM)	6000RPM
SPINDLE MOTOR POWER	11KW
WORKBENCH ROTARY ANGLE	360*1
ATC SYSTEM	24 OR 30 OR MORE THAN 30 CHAIN TYPE INTERCHANGEABLE TOOL SYSTEM
CONTROL SYSTEM	FANUC,MITSUBISHI,SIEMENS,SYNTECFour-axis function & five-axis function interfaces defaultly intergrated and built-in in system. Upgrade easily, Plug & play
MACHINE WEIGHT	9000KG

# YONGSHUO CNC MACHINING CENTER

Part Two –Specification & Model of BMC

## ¥BMC: HORIZONTAL CNC BORING & MILLING MACHINE CENTER-(4):YSW-1290



DIGITAL CONTROL MACHING TOOL  
DIGITAL CONTROL CNC MACHINE  
MULTI-FUNCTION MACHING TOOL  
ECONOMIC CNC LATHE/CNC TOOL

TECHNICAL DATA	YSW-1290
WORKBENCH SIZE	1360*700MM
X-AXIS PROCESSING SIZE	1200MM
Y-AXIS PROCESSING SIZE	900MM
Z-AXIS PROCESSING SIZE	700MM
XYZ AXIS MODEL & APPLICATION	XYZ-Axis Linear Rail or Rectangle Rail Particularly used for processing frame, box, revolving body, polyhedron, shell, Polyhedron plane milling rocessing and drilling processing and other workpieces and models, one clamping, one completion. The main processing materials are aluminum, copper, non-ferrous metal, alloy, plastic, gypsum, acrylic, die, hand plate, etc.
SPINDLE(RPM)	6000RPM
SPINDLE MOTOR POWER	15KW
WORKBENCH ROTARY ANGLE	360*1
ATC SYSTEM	24 OR 30 OR MORE THAN 30 CHAIN TYPE INTERCHANGEABLE TOOL SYSTEM
CONTROL SYSTEM	FANUC,MITSUBISHI,SIEMENS,SYNTECFour-axis function & five-axis function interfaces defaultly intergrated and built-in in system. Upgrade easily, Plug & play
MACHINE WEIGHT	11500KG

# YONGSHUO CNC MACHINING CENTER

Part Two –Specification & Model of BMC

## φBMC: HORIZONTAL CNC BORING & MILLING MACHINE CENTER-(5):YSW-50-2



TECHNICAL DATA	YSW-50-2
WORKBENCH SIZE	450*450MM
X-AXIS PROCESSING SIZE	600MM
Y-AXIS PROCESSING SIZE	540MM
Z-AXIS PROCESSING SIZE	550MM
XYZ AXIS MODEL & APPLICATION	XYZ-Axis Linear Rail or Rectangle Rail Particularly used for processing frame, box, revolving body, polyhedron, shell, Polyhedron plane milling rocessing and drilling processing and other workpieces and models, one clamping, one completion. The main processing materials are aluminum, copper, non-ferrous metal, alloy, plastic, gypsum, acrylic, die, hand plate, etc.
SPINDLE(RPM)	50-8000RPM
SPINDLE MOTOR POWER	7.5KW OR 11KW
WORKBENCH ROTARY ANGLE	360*1
WORKBENCH QUANTITY	2
WORKBENCH DIAMETER	820MM
WORKBENCH EXCHANGEMETHOD	ROTARY STYLE
WORKBENCH INTERCHANGE TIME	24S
ATC SYSTEM	24 OR 30 OR MORE THAN 30 CHAIN TYPE INTERCHANGEABLE TOOL SYSTEM
CONTROL SYSTEM	FANUC,MITSUBISHI,SIEMENS,SYNTECFour-axis function & five-axis function interfaces defaultly intergrated and built-in in system. Upgrade easily, Plug & play
MACHINE WEIGHT	7800KG



# YONGSHUO CNC MACHINING CENTER

Part Two –Specification & Model of BMC

## ¥BMC: HORIZONTAL CNC BORING & MILLING MACHINE CENTER-(3):YSW-63-2



TECHNICAL DATA	YSW-63-2
WORKBENCH SIZE	630*630MM
X-AXIS PROCESSING SIZE	1050MM
Y-AXIS PROCESSING SIZE	750MM
Z-AXIS PROCESSING SIZE	900MM
XYZ AXIS MODEL & APPLICATION	XYZ-Axis Linear Rail or Rectangle Rail Particularly used for processing frame, box, revolving body, polyhedron, shell, Polyhedron plane milling rocessing and drilling processing and other workpieces and models, one clamping, one completion. The main processing materials are aluminum, copper, non-ferrous metal, alloy, plastic, gypsum, acrylic, die, hand plate, etc.
SPINDLE(RPM)	50-6000RPM
SPINDLE MOTOR POWER	15KW OR18.5KW
WORKBENCH ROTARY ANGLE	360*1
WORKBENCH QUANTITY	2
WORKBENCH DIAMETER	820MM
WORKBENCH EXCHANGEMETHOD	ROTARY STYLE
WORKBENCH INTERCHANGE TIME	24S
ATC SYSTEM	24 OR 30 OR MORE THAN 30 CHAIN TYPE INTERCHANGEABLE TOOL SYSTEM
CONTROL SYSTEM	FANUC,MITSUBISHI,SIEMENS,SYNTECFour-axis function & five-axis function interfaces defaultly intergrated and built-in in system. Upgrade easily, Plug & play
MACHINE WEIGHT	12500KG

3

# PART THREE

YONGSHUO ENGRAVING & MILLING CNC-EMC



# YONGSHUO CNC MACHINING CENTER

Part Three –Specification & Model of EMC

## §EMC: VERTICAL ENGRAVING & MILLING CNC MACHING CENTER-(1):YSD-860






DIGITAL CONTROL MACHING TOOL  
DIGITAL CONTROL CNC MACHINE  
MULTI-FUNCTION MACHING TOOL  
ECONOMIC CNC LATHE/CNC TOOL

TECHNICAL DATA	YSD-860
WORKBENCH SIZE	800*600MM
X-AXIS PROCESSING SIZE	800MM
Y-AXIS PROCESSING SIZE	700MM
Z-AXIS PROCESSING SIZE	330MM
APPLICATION FIELD	Usually used for processing aluminum, flexible steel, copper, non-ferrous metal parts, alloy parts, plastic parts, gypsum parts, acrylic parts, dies, hand plates, etc.
SPINDLE(RPM)	ELECTRIC SPINDLE:18000-25000RPM
SPINDLE MOTOR	4.0KW
TOOLS MODEL	ER32/BT30/BT40
CONTROL SYSTEM	FANUC,MITSUBISHI,SIEMENS,SYNTEC Four-axis function & five-axis function interfaces defaultly intergrated and built-in in system. Upgrade easily, Plug & play
WEIGHT MACHINE	4500KG

# YONGSHUO CNC MACHINING CENTER

Part Three –Specification & Model of EMC




## §EMC: VERTICAL ENGRAVING & MILLING CNC MACHING CENTER-(2):YSD-7090

 <b>永硕®</b> <i>DIGITAL CONTROL MACHING TOOL</i> <i>DIGITAL CONTROL CNC MACHINE</i> <i>MULTI-FUNCTION MACHING TOOL</i> <i>ECONOMIC CNC LATHE/CNC TOOL</i>		TECHNICAL DATA	YSD-7090
 		WORKBENCH SIZE	900*700MM
		X-AXIS PROCESSING SIZE	900MM
		Y-AXIS PROCESSING SIZE	700MM
		Z-AXIS PROCESSING SIZE	400MM
		APPLICATION FIELD	Usually used for processing aluminum, flexible steel, copper, non-ferrous metal parts, alloy parts, plastic parts, gypsum parts, acrylic parts, dies, hand plates, etc.
		SPINDLE(RPM)	ELECTRIC SPINDLE:18000-25000RPM
		SPINDLE MOTOR	5.5KW
		TOOLS MODEL	ER32/BT30/BT40
		CONTROL SYSTEM	FANUC,MITSUBISHI,SIEMENS,SYNTECFour-axis function & five-axis function interfaces defaultly intergrated and built-in in system. Upgrade easily, Plug & play
		WEIGHT MACHINE	4700KG

# YONGSHUO CNC MACHINING CENTER

Part Three –Specification & Model of EMC




## §EMC: VERTICAL ENGRAVING & MILLING CNC MACHING CENTER-(3):YSD-1280

 <b>永硕®</b> <i>DIGITAL CONTROL MACHING TOOL</i> <i>DIGITAL CONTROL CNC MACHINE</i> <i>MULTI-FUNCTION MACHING TOOL</i> <i>ECONOMIC CNC LATHE/CNC TOOL</i>		TECHNICAL DATA	YSD-1280
 		WORKBENCH SIZE	1200*800MM
		X-AXIS PROCESSING SIZE	1200MM
		Y-AXIS PROCESSING SIZE	800MM
		Z-AXIS PROCESSING SIZE	500MM
		APPLICATION FIELD	Usually used for processing aluminum, flexible steel, copper, non-ferrous metal parts, alloy parts, plastic parts, gypsum parts, acrylic parts, dies, hand plates, etc.
		SPINDLE(RPM)	ELECTRIC SPINDLE:18000-25000RPM
		SPINDLE MOTOR	5.5KW
		TOOLS MODEL	ER32/BT30/BT40
		CONTROL SYSTEM	FANUC,MITSUBISHI,SIEMENS,SYNTEC Four-axis function & five-axis function interfaces defaultly intergrated and built-in in system. Upgrade easily, Plug & play
		WEIGHT MACHINE	6500KG

# YONGSHUO CNC MACHINING CENTER

Part Three –Specification & Model of EMC




## §EMC: VERTICAL ENGRAVING & MILLING CNC MACHING CENTER-(4):YSD-1316

 永硕® YONGSHUO SUPERIMAGE	DIGITAL CONTROL MACHING TOOL DIGITAL CONTROL CNC MACHINE MULTI-FUNCTION MACHING TOOL ECONOMIC CNC LATHE/CNC TOOL	TECHNICAL DATA	YSD-1316
 <p>YSD650</p> <p>上海永硕机械</p> 		WORKBENCH SIZE	1600*1300MM
		X-AXIS PROCESSING SIZE	1600MM
		Y-AXIS PROCESSING SIZE	1500MM
		Z-AXIS PROCESSING SIZE	650MM
		APPLICATION FIELD	Usually used for processing aluminum, flexible steel, copper, non-ferrous metal parts, alloy parts, plastic parts, gypsum parts, acrylic parts, dies, hand plates, etc.
		SPINDLE(RPM)	ELECTRIC SPINDLE:18000-25000RPM
		SPINDLE MOTOR	7.5KW
		TOOLS MODEL	BT40
		CONTROL SYSTEM	FANUC,MITSUBISHI,SIEMENS,SYNTECFour-axis function & five-axis function interfaces defaultly intergrated and built-in in system. Upgrade easily, Plug & play
WEIGHT MACHINE	10800KG		

# YONGSHUO CNC MACHINING CENTER

Part Three –Specification & Model of EMC

## §EMC: VERTICAL ENGRAVING & MILLING CNC MACHING CENTER-(5):YSD-1520

 <b>永硕®</b> <i>DIGITAL CONTROL MACHING TOOL</i> <i>DIGITAL CONTROL CNC MACHINE</i> <i>MULTI-FUNCTION MACHING TOOL</i> <i>ECONOMIC CNC LATHE/CNC TOOL</i>		TECHNICAL DATA	YSD-1520
 		WORKBENCH SIZE	2000*1600MM
		X-AXIS PROCESSING SIZE	2000MM
		Y-AXIS PROCESSING SIZE	1700MM
		Z-AXIS PROCESSING SIZE	650MM
		APPLICATION FIELD	Usually used for processing aluminum, flexible steel, copper, non-ferrous metal parts, alloy parts, plastic parts, gypsum parts, acrylic parts, dies, hand plates, etc.
		SPINDLE(RPM)	ELECTRIC SPINDLE:18000-25000RPM
		SPINDLE MOTOR	7.5KW
		TOOLS MODEL	BT40
		CONTROL SYSTEM	FANUC,MITSUBISHI,SIEMENS,SYNTEC Four-axis function & five-axis function interfaces defaultly intergrated and built-in in system. Upgrade easily, Plug & play
		WEIGHT MACHINE	12800KG

4



# PART FOUR

YONGSHUO MILLING & DRILLING CNC-DMC

# YONGSHUO CNC MACHINING CENTER

Part Four –Specification & Model of DMC

## ¥DMC: VERTICAL DRILLING & MILLING CNC MACHINING CENTER-(1):YSV-540

 <i>DIGITAL CONTROL MACHING TOOL</i> <i>DIGITAL CONTROL CNC MACHINE</i> <i>MULTI-FUNCTION MACHING TOOL</i> <i>ECONOMIC CNC LATHE/CNC TOOL</i>		TECHNICAL DATA	YSV-540
	WORKBENCH SIZE	600*400MM	
	X-AXIS PROCESSING SIZE	500MM	
	Y-AXIS PROCESSING SIZE	400MM	
	Z-AXIS PROCESSING SIZE	350MM	
	APPLICATION FIELD	Usually used for processing aluminum, flexible steel, copper, non-ferrous metal parts, alloy parts, plastic parts, gypsum parts, acrylic parts, dies, hand plates, etc.	
	SPINDLE(RPM)	12000,15000,18000, 20000,25000 RPMELECTRIC SPINDEL DIRECT CONNECT	
	SPINDLE MOTOR	3.7KW-5.5KW	
	TOOLS MODEL	BT30	
	CONTROL SYSTEM	FANUC,MITSUBISHI,SIEMENS,SYNTECFour-axis function & five-axis function interfaces defaultly intergrated and built-in in system. Upgrade easily, Plug & play	
	WEIGHT MACHINE	3400KG	

# YONGSHUO CNC MACHINING CENTER

Part Four –Specification & Model of DMC

## ¥DMC: VERTICAL DRILLING & MILLING CNC MACHINING CENTER-(2):YSV-640



DIGITAL CONTROL MACHING TOOL  
DIGITAL CONTROL CNC MACHINE  
MULTI-FUNCTION MACHING TOOL  
ECONOMIC CNC LATHE/CNC TOOL



### TECHNICAL DATA

### YSV-640



WORKBENCH SIZE	700*400MM
X-AXIS PROCESSING SIZE	600MM
Y-AXIS PROCESSING SIZE	400MM
Z-AXIS PROCESSING SIZE	350MM
APPLICATION FIELD	Usually used for processing aluminum, flexible steel, copper, non-ferrous metal parts, alloy parts, plastic parts, gypsum parts, acrylic parts, dies, hand plates, etc.
SPINDLE(RPM)	12000,15000,18000, 20000,25000 RPMELECTRIC SPINDEL DIRECT CONNECT
SPINDLE MOTOR	3.7KW-5.5KW
TOOLS MODEL	BT30
CONTROL SYSTEM	FANUC,MITSUBISHI,SIEMENS,SYNTECFour-axis function & five-axis function interfaces defaultly intergrated and built-in in system. Upgrade easily, Plug & play
WEIGHT MACHINE	3600KG



# YONGSHUO CNC MACHINING CENTER

Part Four–Specification & Model of DMC

## §DMC: VERTICAL DRILLING & MILLING CNC MACHINING CENTER-(3):YSV-740

 <b>永硕®</b> <i>DIGITAL CONTROL MACHING TOOL</i> <i>DIGITAL CONTROL CNC MACHINE</i> <i>MULTI-FUNCTION MACHING TOOL</i> <i>ECONOMIC CNC LATHE/CNC TOOL</i>		TECHNICAL DATA	YSV-740
	WORKBENCH SIZE	800*420MM	
	X-AXIS PROCESSING SIZE	700MM	
	Y-AXIS PROCESSING SIZE	400MM	
	Z-AXIS PROCESSING SIZE	350MM	
	APPLICATION FIELD	Usually used for processing aluminum, flexible steel, copper, non-ferrous metal parts, alloy parts, plastic parts, gypsum parts, acrylic parts, dies, hand plates, etc.	
	SPINDLE(RPM)	12000,15000,18000, 20000,25000 RPMELECTRIC SPINDEL DIRECT CONNECT	
	SPINDLE MOTOR	3.7KW-5.5KW	
	TOOLS MODEL	BT30	
	CONTROL SYSTEM	FANUC,MITSUBISHI,SIEMENS,SYNTECFour-axis function & five-axis function interfaces defaultly intergrated and built-in in system. Upgrade easily, Plug & play	
	WEIGHT MACHINE	4000KG	

5



# PART FIVE

YONGSHUO GANTRY VERTICAL CNC MACHINE-GMC

# YONGSHUO CNC MACHINING CENTER

Part Five—Specification & Model of GMC



## ¥GMC: BIG SCALE GANTRY VERTICAL CNC MACHING CENTER-(1):YS-2011

 <b>永硕®</b> <i>DIGITAL CONTROL MACHING TOOL</i> <i>DIGITAL CONTROL CNC MACHINE</i> <i>MULTI-FUNCTION MACHING TOOL</i> <i>ECONOMIC CNC LATHE/CNC TOOL</i>		TECHNICAL DATA	YS-2011
	WORKBENCH SIZE	2000*900	
	X-AXIS PROCESSING SIZE	2000	
	Y-AXIS PROCESSING SIZE	1100	
	Z-AXIS PROCESSING SIZE	800	
	XYZ MODEL& APPLICATION FIELD	XY-axis Linear Rails (Roller) or Heavy RailsZ-axis Rectangular rail or Heavy railParticularly used for processing large-scale aluminum, copper, flexible steel,non-ferrous metal, plastic, gypsum, acrylic parts, dies, hand plates, etc.Also specially used for processing steel parts, stainless steel,non-embroidered steel parts and cemented carbide parts. Especially for processing large-scale frame, shell, vehicle model, vehicle frame, box, hub workpiece, cylinder, disc, model and so on. It is a multi-functional and multi-purpose large-scale gantry processing center.	
	SPINDLE(RPM)	8000	
	SPINDLE MOTOR POWER	15.0KW OR 18.5KW	
	CONTROL SYSTEM	FANUC,MITSUBISHI,SIEMENS,SYNTECFour-axis function & five-axis function interfaces defaultly intergrated and built-in in system. Upgrade easily, Plug & play	
	MACHINE WEIGHT	15000KG	

# YONGSHUO CNC MACHINING CENTER

Part Five—Specification & Model of GMC



## ¥GMC: BIG SCALE GANTRY VERTICAL CNC MACHING CENTER-(2):YS-2013

 <b>永硕®</b> <i>DIGITAL CONTROL MACHING TOOL</i> <i>DIGITAL CONTROL CNC MACHINE</i> <i>MULTI-FUNCTION MACHING TOOL</i> <i>ECONOMIC CNC LATHE/CNC TOOL</i>		<b>TECHNICAL DATA</b>	<b>YS-2013</b>
	<b>WORKBENCH SIZE</b>	2000*1000	
	<b>X-AXIS PROCESSING SIZE</b>	2000	
	<b>Y-AXIS PROCESSING SIZE</b>	1400	
	<b>Z-AXIS PROCESSING SIZE</b>	800	
	<b>XYZ MODEL&amp; APPLICATION FIELD</b>	XY-axis Linear Rails (Roller) or Heavy RailsZ-axis Rectangular rail or Heavy railParticularly used for processing large-scale aluminum, copper, flexible steel,non-ferrous metal, plastic, gypsum, acrylic parts, dies, hand plates, etc.Also specially used for processing steel parts, stainless steel,non-embroidered steel parts and cemented carbide parts. Especially for processing large-scale frame, shell, vehicle model, vehicle frame, box, hub workpiece, cylinder, disc, model and so on. It is a multi-functional and multi-purpose large-scale gantry processing center.	
	<b>SPINDLE(RPM)</b>	6000	
	<b>SPINDLE MOTOR POWER</b>	15.0KW OR 18.5KW	
	<b>CONTROL SYSTEM</b>	FANUC,MITSUBISHI,SIEMENS,SYNTECFour-axis function & five-axis function interfaces defaultly intergrated and built-in in system. Upgrade easily, Plug & play	
	<b>MACHINE WEIGHT</b>	18000KG	

# YONGSHUO CNC MACHINING CENTER

Part Five—Specification & Model of GMC

## ¥GMC: BIG SCALE GANTRY VERTICAL CNC MACHING CENTER-(3):YS-2513

 <b>永硕®</b> <i>DIGITAL CONTROL MACHING TOOL</i> <i>DIGITAL CONTROL CNC MACHINE</i> <i>MULTI-FUNCTION MACHING TOOL</i> <i>ECONOMIC CNC LATHE/CNC TOOL</i>		<b>TECHNICAL DATA</b>	<b>YS-2513</b>
	<b>WORKBENCH SIZE</b>	2500*900	
	<b>X-AXIS PROCESSING SIZE</b>	2500	
	<b>Y-AXIS PROCESSING SIZE</b>	1400	
	<b>Z-AXIS PROCESSING SIZE</b>	800	
	<b>XYZ MODEL&amp; APPLICATION FIELD</b>	XY-axis Linear Rails (Roller) or Heavy RailsZ-axis Rectangular rail or Heavy railParticularly used for processing large-scale aluminum, copper, flexible steel,non-ferrous metal, plastic, gypsum, acrylic parts, dies, hand plates, etc.Also specially used for processing steel parts, stainless steel,non-embroidered steel parts and cemented carbide parts. Especially for processing large-scale frame, shell, vehicle model, vehicle frame, box, hub workpiece, cylinder, disc, model and so on. It is a multi-functional and multi-purpose large-scale gantry processing center.	
	<b>SPINDLE(RPM)</b>	6000	
	<b>SPINDLE MOTOR POWER</b>	15.0KW OR 18.5KW	
	<b>CONTROL SYSTEM</b>	FANUC,MITSUBISHI,SIEMENS,SYNTECFour-axis function & five-axis function interfaces defaultly intergrated and built-in in system. Upgrade easily, Plug & play	
	<b>MACHINE WEIGHT</b>	20000KG	

# YONGSHUO CNC MACHINING CENTER

Part Five—Specification & Model of GMC



## ¥GMC: BIG SCALE GANTRY VERTICAL CNC MACHING CENTER-(4):YS-2015

 <p>DIGITAL CONTROL MACHING TOOL DIGITAL CONTROL CNC MACHINE MULTI-FUNCTION MACHING TOOL ECONOMIC CNC LATHE/CNC TOOL</p>		TECHNICAL DATA	YS-2015	
		WORKBENCH SIZE	2000*1300	
		X-AXIS PROCESSING SIZE	2000	
		Y-AXIS PROCESSING SIZE	1500	
		Z-AXIS PROCESSING SIZE	800	
		XYZ MODEL& APPLICATION FIELD	XY-axis Linear Rails (Roller) or Heavy RailsZ-axis Rectangular rail or Heavy railParticularly used for processing large-scale aluminum, copper, flexible steel,non-ferrous metal, plastic, gypsum, acrylic parts, dies, hand plates, etc.Also specially used for processing steel parts, stainless steel,non-embroidered steel parts and cemented carbide parts. Especially for processing large-scale frame, shell, vehicle model, vehicle frame, box, hub workpiece, cylinder, disc, model and so on. It is a multi-functional and multi-purpose large-scale gantry processing center.	
		SPINDLE(RPM)	6000	
		SPINDLE MOTOR POWER	15.0KW OR 18.5KW	
		CONTROL SYSTEM	FANUC,MITSUBISHI,SIEMENS,SYNTECFour-axis function & five-axis function interfaces defaultly intergrated and built-in in system. Upgrade easily, Plug & play	
MACHINE WEIGHT	18000KG			

# YONGSHUO CNC MACHINING CENTER

Part Five—Specification & Model of GMC



## ¥GMC: BIG SCALE GANTRY VERTICAL CNC MACHING CENTER-(5):YS-2515

 <p>DIGITAL CONTROL MACHING TOOL DIGITAL CONTROL CNC MACHINE MULTI-FUNCTION MACHING TOOL ECONOMIC CNC LATHE/CNC TOOL</p>		TECHNICAL DATA	YS-2515	
		WORKBENCH SIZE	2500*1300	
		X-AXIS PROCESSING SIZE	2500	
		Y-AXIS PROCESSING SIZE	1500	
		Z-AXIS PROCESSING SIZE	800	
		XYZ MODEL& APPLICATION FIELD	XY-axis Linear Rails (Roller) or Heavy RailsZ-axis Rectangular rail or Heavy railParticularly used for processing large-scale aluminum, copper, flexible steel,non-ferrous metal, plastic, gypsum, acrylic parts, dies, hand plates, etc.Also specially used for processing steel parts, stainless steel,non-embroidered steel parts and cemented carbide parts. Especially for processing large-scale frame, shell, vehicle model, vehicle frame, box, hub workpiece, cylinder, disc, model and so on. It is a multi-functional and multi-purpose large-scale gantry processing center.	
		SPINDLE(RPM)	6000	
		SPINDLE MOTOR POWER	15.0KW OR 18.5KW	
		CONTROL SYSTEM	FANUC,MITSUBISHI,SIEMENS,SYNTECFour-axis function & five-axis function interfaces defaultly intergrated and built-in in system. Upgrade easily, Plug & play	
MACHINE WEIGHT	21000KG			

# YONGSHUO CNC MACHINING CENTER

Part Five—Specification & Model of GMC

## ¥GMC: BIG SCALE GANTRY VERTICAL CNC MACHING CENTER-(6):YS-2018



 <b>永硕®</b> <i>DIGITAL CONTROL MACHING TOOL</i> <i>DIGITAL CONTROL CNC MACHINE</i> <i>MULTI-FUNCTION MACHING TOOL</i> <i>ECONOMIC CNC LATHE/CNC TOOL</i>		TECHNICAL DATA	YS-2018
	WORKBENCH SIZE	2000*1600	
	X-AXIS PROCESSING SIZE	2000	
	Y-AXIS PROCESSING SIZE	1800	
	Z-AXIS PROCESSING SIZE	800	
	XYZ MODEL& APPLICATION FIELD	XY-axis Linear Rails (Roller) or Heavy RailsZ-axis Rectangular rail or Heavy railParticularly used for processing large-scale aluminum, copper, flexible steel,non-ferrous metal, plastic, gypsum, acrylic parts, dies, hand plates, etc.Also specially used for processing steel parts, stainless steel,non-embroidered steel parts and cemented carbide parts. Especially for processing large-scale frame, shell, vehicle model, vehicle frame, box, hub workpiece, cylinder, disc, model and so on. It is a multi-functional and multi-purpose large-scale gantry processing center.	
	SPINDLE(RPM)	8000	
	SPINDLE MOTOR POWER	15.0KW OR 18.5KW	
	CONTROL SYSTEM	FANUC,MITSUBISHI,SIEMENS,SYNTECFour-axis function & five-axis function interfaces defaultly intergrated and built-in in system. Upgrade easily, Plug & play	
	MACHINE WEIGHT	19000KG	



# YONGSHUO CNC MACHINING CENTER

Part Five—Specification & Model of GMC



## ¥GMC: BIG SCALE GANTRY VERTICAL CNC MACHING CENTER-(7):YS-2518

 <b>永硕®</b> <i>DIGITAL CONTROL MACHING TOOL</i> <i>DIGITAL CONTROL CNC MACHINE</i> <i>MULTI-FUNCTION MACHING TOOL</i> <i>ECONOMIC CNC LATHE/CNC TOOL</i>		TECHNICAL DATA	YS-2518
	WORKBENCH SIZE	2500*1600	
	X-AXIS PROCESSING SIZE	2500	
	Y-AXIS PROCESSING SIZE	1800	
	Z-AXIS PROCESSING SIZE	800	
	XYZ MODEL& APPLICATION FIELD	XY-axis Linear Rails (Roller) or Heavy Rails Z-axis Rectangular rail or Heavy rail Particularly used for processing large-scale aluminum, copper, flexible steel, non-ferrous metal, plastic, gypsum, acrylic parts, dies, hand plates, etc. Also specially used for processing steel parts, stainless steel, non-embroidered steel parts and cemented carbide parts. Especially for processing large-scale frame, shell, vehicle model, vehicle frame, box, hub workpiece, cylinder, disc, model and so on. It is a multi-functional and multi-purpose large-scale gantry processing center.	
	SPINDLE(RPM)	8000	
	SPINDLE MOTOR POWER	15.0KW OR 18.5KW	
	CONTROL SYSTEM	FANUC, MITSUBISHI, SIEMENS, SYNTEC Four-axis function & five-axis function interfaces defaultly intergrated and built-in in system. Upgrade easily, Plug & play	
	MACHINE WEIGHT	21000KG	

# YONGSHUO CNC MACHINING CENTER

Part Five—Specification & Model of GMC



## ¥GMC: BIG SCALE GANTRY VERTICAL CNC MACHING CENTER-(8):YS-3018

 <b>永硕®</b> <i>DIGITAL CONTROL MACHING TOOL</i> <i>DIGITAL CONTROL CNC MACHINE</i> <i>MULTI-FUNCTION MACHING TOOL</i> <i>ECONOMIC CNC LATHE/CNC TOOL</i>		TECHNICAL DATA	YS-3018
	WORKBENCH SIZE	3000*1600	
	X-AXIS PROCESSING SIZE	3000	
	Y-AXIS PROCESSING SIZE	1800	
	Z-AXIS PROCESSING SIZE	800	
	XYZ MODEL& APPLICATION FIELD	XY-axis Linear Rails (Roller) or Heavy RailsZ-axis Rectangular rail or Heavy railParticularly used for processing large-scale aluminum, copper, flexible steel,non-ferrous metal, plastic, gypsum, acrylic parts, dies, hand plates, etc.Also specially used for processing steel parts, stainless steel,non-embroidered steel parts and cemented carbide parts. Especially for processing large-scale frame, shell, vehicle model, vehicle frame, box, hub workpiece, cylinder, disc, model and so on. It is a multi-functional and multi-purpose large-scale gantry processing center.	
	SPINDLE(RPM)	8000	
	SPINDLE MOTOR POWER	15.0KW OR 18.5KW	
	CONTROL SYSTEM	FANUC,MITSUBISHI,SIEMENS,SYNTECFour-axis function & five-axis function interfaces defaultly intergrated and built-in in system. Upgrade easily, Plug & play	
	MACHINE WEIGHT	23000KG	

# YONGSHUO CNC MACHINING CENTER

Part Five—Specification & Model of GMC



## ¥GMC: BIG SCALE GANTRY VERTICAL CNC MACHING CENTER-(9):YS-2519

 <b>永硕®</b> <i>DIGITAL CONTROL MACHING TOOL</i> <i>DIGITAL CONTROL CNC MACHINE</i> <i>MULTI-FUNCTION MACHING TOOL</i> <i>ECONOMIC CNC LATHE/CNC TOOL</i>		TECHNICAL DATA	YS-2519
	WORKBENCH SIZE	2500*1700	
	X-AXIS PROCESSING SIZE	2700	
	Y-AXIS PROCESSING SIZE	1900	
	Z-AXIS PROCESSING SIZE	800	
	XYZ MODEL& APPLICATION FIELD	XY-axis Linear Rails (Roller) or Heavy RailsZ-axis Rectangular rail or Heavy railParticularly used for processing large-scale aluminum, copper, flexible steel,non-ferrous metal, plastic, gypsum, acrylic parts, dies, hand plates, etc.Also specially used for processing steel parts, stainless steel,non-embroidered steel parts and cemented carbide parts. Especially for processing large-scale frame, shell, vehicle model, vehicle frame, box, hub workpiece, cylinder, disc, model and so on. It is a multi-functional and multi-purpose large-scale gantry processing center.	
	SPINDLE(RPM)	8000	
	SPINDLE MOTOR POWER	18.5KW OR 22KW	
	CONTROL SYSTEM	FANUC,MITSUBISHI,SIEMENS,SYNTECFour-axis function & five-axis function interfaces defaultly intergrated and built-in in system. Upgrade easily, Plug & play	
	MACHINE WEIGHT	21000KG	

# YONGSHUO CNC MACHINING CENTER

Part Five—Specification & Model of GMC



## ¥GMC: BIG SCALE GANTRY VERTICAL CNC MACHING CENTER-(10):YS-3019

 <p>DIGITAL CONTROL MACHING TOOL DIGITAL CONTROL CNC MACHINE MULTI-FUNCTION MACHING TOOL ECONOMIC CNC LATHE/CNC TOOL</p>		TECHNICAL DATA	YS-3019	
		WORKBENCH SIZE	3000*1700	
		X-AXIS PROCESSING SIZE	3200	
		Y-AXIS PROCESSING SIZE	1900	
		Z-AXIS PROCESSING SIZE	800	
		XYZ MODEL& APPLICATION FIELD	XY-axis Linear Rails (Roller) or Heavy RailsZ-axis Rectangular rail or Heavy railParticularly used for processing large-scale aluminum, copper, flexible steel,non-ferrous metal, plastic, gypsum, acrylic parts, dies, hand plates, etc.Also specially used for processing steel parts, stainless steel,non-embroidered steel parts and cemented carbide parts. Especially for processing large-scale frame, shell, vehicle model, vehicle frame, box, hub workpiece, cylinder, disc, model and so on. It is a multi-functional and multi-purpose large-scale gantry processing center.	
		SPINDLE(RPM)	8000	
		SPINDLE MOTOR POWER	18.5KW OR 22KW	
		CONTROL SYSTEM	FANUC,MITSUBISHI,SIEMENS,SYNTECFour-axis function & five-axis function interfaces defaultly intergrated and built-in in system. Upgrade easily, Plug & play	
		MACHINE WEIGHT	23000KG	

# YONGSHUO CNC MACHINING CENTER

Part Five—Specification & Model of GMC



## ¥GMC: BIG SCALE GANTRY VERTICAL CNC MACHING CENTER-(11):YS-3023

 <i>DIGITAL CONTROL MACHING TOOL</i> <i>DIGITAL CONTROL CNC MACHINE</i> <i>MULTI-FUNCTION MACHING TOOL</i> <i>ECONOMIC CNC LATHE/CNC TOOL</i>		TECHNICAL DATA	YS-3023
	WORKBENCH SIZE	3000*2000	
	X-AXIS PROCESSING SIZE	3200	
	Y-AXIS PROCESSING SIZE	2500	
	Z-AXIS PROCESSING SIZE	1000	
	XYZ MODEL& APPLICATION FIELD	XY-axis Linear Rails (Roller) or Heavy RailsZ-axis Rectangular rail or Heavy railParticularly used for processing large-scale aluminum, copper, flexible steel,non-ferrous metal, plastic, gypsum, acrylic parts, dies, hand plates, etc.Also specially used for processing steel parts, stainless steel,non-embroidered steel parts and cemented carbide parts. Especially for processing large-scale frame, shell, vehicle model, vehicle frame, box, hub workpiece, cylinder, disc, model and so on. It is a multi-functional and multi-purpose large-scale gantry processing center.	
	SPINDLE(RPM)	6000	
	SPINDLE MOTOR POWER	18.5KW OR 22KW	
	CONTROL SYSTEM	FANUC,MITSUBISHI,SIEMENS,SYNTECFour-axis function & five-axis function interfaces defaultly intergrated and built-in in system. Upgrade easily, Plug & play	
	MACHINE WEIGHT	34000KG	

# YONGSHUO CNC MACHINING CENTER

Part Five—Specification & Model of GMC



## ¥GMC: BIG SCALE GANTRY VERTICAL CNC MACHING CENTER-(12):YS-4023

 <b>永硕®</b> <i>DIGITAL CONTROL MACHING TOOL</i> <i>DIGITAL CONTROL CNC MACHINE</i> <i>MULTI-FUNCTION MACHING TOOL</i> <i>ECONOMIC CNC LATHE/CNC TOOL</i>		<b>TECHNICAL DATA</b>	<b>YS-4023</b>
	<b>WORKBENCH SIZE</b>	4000*2000	
	<b>X-AXIS PROCESSING SIZE</b>	4200	
	<b>Y-AXIS PROCESSING SIZE</b>	2500	
	<b>Z-AXIS PROCESSING SIZE</b>	1000	
	<b>XYZ MODEL&amp; APPLICATION FIELD</b>	XY-axis Linear Rails (Roller) or Heavy RailsZ-axis Rectangular rail or Heavy railParticularly used for processing large-scale aluminum, copper, flexible steel,non-ferrous metal, plastic, gypsum, acrylic parts, dies, hand plates, etc.Also specially used for processing steel parts, stainless steel,non-embroidered steel parts and cemented carbide parts. Especially for processing large-scale frame, shell, vehicle model, vehicle frame, box, hub workpiece, cylinder, disc, model and so on. It is a multi-functional and multi-purpose large-scale gantry processing center.	
	<b>SPINDLE(RPM)</b>	6000	
	<b>SPINDLE MOTOR POWER</b>	18.5KW OR 22KW	
	<b>CONTROL SYSTEM</b>	FANUC,MITSUBISHI,SIEMENS,SYNTECFour-axis function & five-axis function interfaces defaultly intergrated and built-in in system. Upgrade easily, Plug & play	
	<b>MACHINE WEIGHT</b>	38000KG	

# YONGSHUO CNC MACHINING CENTER

Part Five—Specification & Model of GMC



## ¥GMC: BIG SCALE GANTRY VERTICAL CNC MACHING CENTER-(13):YS-5023

 <b>永硕®</b> <i>DIGITAL CONTROL MACHING TOOL</i> <i>DIGITAL CONTROL CNC MACHINE</i> <i>MULTI-FUNCTION MACHING TOOL</i> <i>ECONOMIC CNC LATHE/CNC TOOL</i>		TECHNICAL DATA	YS-5023
	WORKBENCH SIZE	5000*2000	
	X-AXIS PROCESSING SIZE	5200	
	Y-AXIS PROCESSING SIZE	2500	
	Z-AXIS PROCESSING SIZE	1000	
	XYZ MODEL& APPLICATION FIELD	XY-axis Linear Rails (Roller) or Heavy RailsZ-axis Rectangular rail or Heavy railParticularly used for processing large-scale aluminum, copper, flexible steel,non-ferrous metal, plastic, gypsum, acrylic parts, dies, hand plates, etc.Also specially used for processing steel parts, stainless steel,non-embroidered steel parts and cemented carbide parts. Especially for processing large-scale frame, shell, vehicle model, vehicle frame, box, hub workpiece, cylinder, disc, model and so on. It is a multi-functional and multi-purpose large-scale gantry processing center.	
	SPINDLE(RPM)	6000	
	SPINDLE MOTOR POWER	18.5KW OR 22KW	
	CONTROL SYSTEM	FANUC,MITSUBISHI,SIEMENS,SYNTECFour-axis function & five-axis function interfaces defaultly intergrated and built-in in system. Upgrade easily, Plug & play	
	MACHINE WEIGHT	43000KG	

# YONGSHUO CNC MACHINING CENTER

Part Five—Specification & Model of GMC

## ¥GMC: BIG SCALE GANTRY VERTICAL CNC MACHING CENTER-(14):YS-3026



 <b>永硕®</b> <i>DIGITAL CONTROL MACHING TOOL</i> <i>DIGITAL CONTROL CNC MACHINE</i> <i>MULTI-FUNCTION MACHING TOOL</i> <i>ECONOMIC CNC LATHE/CNC TOOL</i>		<b>TECHNICAL DATA</b>	<b>YS-3026</b>
	<b>WORKBENCH SIZE</b>	3000*2300	
	<b>X-AXIS PROCESSING SIZE</b>	3000	
	<b>Y-AXIS PROCESSING SIZE</b>	2600(2800)	
	<b>Z-AXIS PROCESSING SIZE</b>	1000(1250)(1350)	
	<b>XYZ MODEL&amp; APPLICATION FIELD</b>	XY-axis Linear Rails (Roller) or Heavy RailsZ-axis Rectangular rail or Heavy railParticularly used for processing large-scale aluminum, copper, flexible steel,non-ferrous metal, plastic, gypsum, acrylic parts, dies, hand plates, etc.Also specially used for processing steel parts, stainless steel,non-embroidered steel parts and cemented carbide parts. Especially for processing large-scale frame, shell, vehicle model, vehicle frame, box, hub workpiece, cylinder, disc, model and so on. It is a multi-functional and multi-purpose large-scale gantry processing center.	
	<b>SPINDLE(RPM)</b>	6000	
	<b>SPINDLE MOTOR POWER</b>	18.8KW OR 22KW	
	<b>CONTROL SYSTEM</b>	FANUC,MITSUBISHI,SIEMENS,SYNTECFour-axis function & five-axis function interfaces defaultly intergrated and built-in in system. Upgrade easily, Plug & play	
	<b>MACHINE WEIGHT</b>	36000KG	



# YONGSHUO CNC MACHINING CENTER

Part Five—Specification & Model of GMC



## ¥GMC: BIG SCALE GANTRY VERTICAL CNC MACHING CENTER-(15):YS-4026

 <i>DIGITAL CONTROL MACHING TOOL</i> <i>DIGITAL CONTROL CNC MACHINE</i> <i>MULTI-FUNCTION MACHING TOOL</i> <i>ECONOMIC CNC LATHE/CNC TOOL</i>		TECHNICAL DATA	YS-4026
	WORKBENCH SIZE	4000*2300	
	X-AXIS PROCESSING SIZE	4000	
	Y-AXIS PROCESSING SIZE	2600(2800)	
	Z-AXIS PROCESSING SIZE	1000(1250)(1350)	
	XYZ MODEL& APPLICATION FIELD	XY-axis Linear Rails (Roller) or Heavy RailsZ-axis Rectangular rail or Heavy railParticularly used for processing large-scale aluminum, copper, flexible steel,non-ferrous metal, plastic, gypsum, acrylic parts, dies, hand plates, etc.Also specially used for processing steel parts, stainless steel,non-embroidered steel parts and cemented carbide parts. Especially for processing large-scale frame, shell, vehicle model, vehicle frame, box, hub workpiece, cylinder, disc, model and so on. It is a multi-functional and multi-purpose large-scale gantry processing center.	
	SPINDLE(RPM)	6000	
	SPINDLE MOTOR POWER	22KW OR 26KW	
	CONTROL SYSTEM	FANUC,MITSUBISHI,SIEMENS,SYNTECFour-axis function & five-axis function interfaces defaultly intergrated and built-in in system. Upgrade easily, Plug & play	
	MACHINE WEIGHT	42000KG	

# YONGSHUO CNC MACHINING CENTER

Part Five—Specification & Model of GMC



## ¥GMC: BIG SCALE GANTRY VERTICAL CNC MACHING CENTER-(16):YS-5026

 <b>永硕®</b> <i>DIGITAL CONTROL MACHING TOOL</i> <i>DIGITAL CONTROL CNC MACHINE</i> <i>MULTI-FUNCTION MACHING TOOL</i> <i>ECONOMIC CNC LATHE/CNC TOOL</i>		TECHNICAL DATA	YS-5026
	WORKBENCH SIZE	5000*2300	
	X-AXIS PROCESSING SIZE	5000	
	Y-AXIS PROCESSING SIZE	2600(2800)	
	Z-AXIS PROCESSING SIZE	1000(1250)(1350)	
	XYZ MODEL& APPLICATION FIELD	XY-axis Linear Rails (Roller) or Heavy RailsZ-axis Rectangular rail or Heavy railParticularly used for processing large-scale aluminum, copper, flexible steel,non-ferrous metal, plastic, gypsum, acrylic parts, dies, hand plates, etc.Also specially used for processing steel parts, stainless steel,non-embroidered steel parts and cemented carbide parts. Especially for processing large-scale frame, shell, vehicle model, vehicle frame, box, hub workpiece, cylinder, disc, model and so on. It is a multi-functional and multi-purpose large-scale gantry processing center.	
	SPINDLE(RPM)	6000	
	SPINDLE MOTOR POWER	22KW OR 26KW	
	CONTROL SYSTEM	FANUC,MITSUBISHI,SIEMENS,SYNTECFour-axis function & five-axis function interfaces defaultly intergrated and built-in in system. Upgrade easily, Plug & play	
	MACHINE WEIGHT	47000KG	

# YONGSHUO CNC MACHINING CENTER

Part Five—Specification & Model of GMC



## ¥GMC: BIG SCALE GANTRY VERTICAL CNC MACHING CENTER-(17):YS-5029

 <b>永硕®</b> <i>DIGITAL CONTROL MACHING TOOL</i> <i>DIGITAL CONTROL CNC MACHINE</i> <i>MULTI-FUNCTION MACHING TOOL</i> <i>ECONOMIC CNC LATHE/CNC TOOL</i>		TECHNICAL DATA	YS-5029
	WORKBENCH SIZE	5000*2500	
	X-AXIS PROCESSING SIZE	5000	
	Y-AXIS PROCESSING SIZE	2900	
	Z-AXIS PROCESSING SIZE	1000(1250)(1350)	
	XYZ MODEL& APPLICATION FIELD	XY-axis Linear Rails (Roller) or Heavy RailsZ-axis Rectangular rail or Heavy railParticularly used for processing large-scale aluminum, copper, flexible steel,non-ferrous metal, plastic, gypsum, acrylic parts, dies, hand plates, etc.Also specially used for processing steel parts, stainless steel,non-embroidered steel parts and cemented carbide parts. Especially for processing large-scale frame, shell, vehicle model, vehicle frame, box, hub workpiece, cylinder, disc, model and so on. It is a multi-functional and multi-purpose large-scale gantry processing center.	
	SPINDLE(RPM)	6000	
	SPINDLE MOTOR POWER	22KW OR 26KW	
	CONTROL SYSTEM	FANUC,MITSUBISHI,SIEMENS,SYNTECFour-axis function & five-axis function interfaces defaultly intergrated and built-in in system. Upgrade easily, Plug & play	
	MACHINE WEIGHT	63000KG	

# YONGSHUO CNC MACHINING CENTER

Part Five—Specification & Model of GMC

## ¥GMC: BIG SCALE GANTRY VERTICAL CNC MACHING CENTER-(18):YS-6032

 <b>永硕®</b> <i>DIGITAL CONTROL MACHING TOOL</i> <i>DIGITAL CONTROL CNC MACHINE</i> <i>MULTI-FUNCTION MACHING TOOL</i> <i>ECONOMIC CNC LATHE/CNC TOOL</i>		<b>TECHNICAL DATA</b>	<b>YS-6032</b>
	<b>WORKBENCH SIZE</b>	6400*2500	
	<b>X-AXIS PROCESSING SIZE</b>	6200	
	<b>Y-AXIS PROCESSING SIZE</b>	3400	
	<b>Z-AXIS PROCESSING SIZE</b>	1250(1350)	
	<b>XYZ MODEL&amp; APPLICATION FIELD</b>	XY-axis Linear Rails (Roller) or Heavy RailsZ-axis Rectangular rail or Heavy railParticularly used for processing large-scale aluminum, copper, flexible steel,non-ferrous metal, plastic, gypsum, acrylic parts, dies, hand plates, etc.Also specially used for processing steel parts, stainless steel,non-embroidered steel parts and cemented carbide parts. Especially for processing large-scale frame, shell, vehicle model, vehicle frame, box, hub workpiece, cylinder, disc, model and so on. It is a multi-functional and multi-purpose large-scale gantry processing center.	
	<b>SPINDLE(RPM)</b>	6000	
	<b>SPINDLE MOTOR POWER</b>	22KW OR 26KW	
	<b>CONTROL SYSTEM</b>	FANUC,MITSUBISHI,SIEMENS,SYNTECFour-axis function & five-axis function interfaces defaultly intergrated and built-in in system. Upgrade easily, Plug & play	
	<b>MACHINE WEIGHT</b>	84000KG	

6

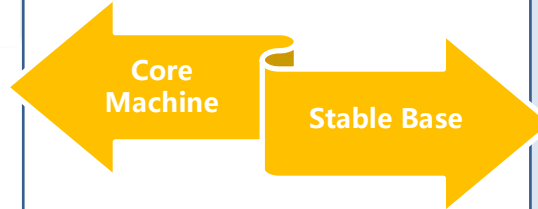

**PART SIX**

**WHY CHOOSE YONGSHUO CNC ?**

# WHY CHOOSE YONGSHUO(SUPERIMAGE) CNC MACHINING CENTER

Part Six – Yongshuo(SuperImage) CNC's Highlights & Advantages

## (1). Core Machine System of Yongshuo CNC Machine




- ≡ High Stability
- ≡ High Strength
- ≡ High Rigidity
- ≡ Long Service Life
- ≡ Big Valid Loading Weight
- ≡ Big Dead Weight
- ≡ Exquisite Craftsmanship

≡ Yongshuo CNC machine tool adopts Kunming Taizheng core machine, which is the largest machine tool fuselage production alliance in China, with 39 factories under its jurisdiction. It is the quality guarantee for the stability, reliability and durability of machine tools. Yongshuo CNC machine tool optical machine uses the international general FEM (FINITE ELEMENT METHOD) optimization design to determine the stability and high strength of the fuselage, as well as static and dynamic stiffness and high stability.

# WHY CHOOSE YONGSHUO(SUPERIMAGE) CNC MACHINING CENTER

Part Six – Yongshuo(SuperImage) CNC's Highlights & Advantages

## (2). Workbench System of Yongshuo CNC Machine



Workbench

Solid Loading  
Surface


- ≡ High Hardness
- ≡ High Strength
- ≡ High Rigidity
- ≡ Long Service Life
- ≡ Big Valid Loading Weight
- ≡ Excellent Quenching Process
- ≡ Outstanding anti-scratch ability

≡ Yongshuo NC machine tools are equipped with super hard quenching table. After superhard quenching, the hardness, strength and rigidity of the working table will be greatly strengthened. In the process of placing the workpiece, pulling, grinding, shelving and touching will not form scratches and stretch marks on the working table, which greatly ensures the stability of processing stability and accuracy as well as the stability of accuracy. Yongshuo worktable adopts long saddle design, full stroke support, strong load and gravity, excellent rigidity.

# WHY CHOOSE YONGSHUO(SUPERIMAGE) CNC MACHINING CENTER

Part Six – Yongshuo(SuperImage) CNC's Highlights & Advantages

## (3). Rails & Screws Transmission System of Yongshuo CNC Machine



Rails &  
Screws &  
Sliders

Precise  
Transmission

- ≡ Excellent Transmission Precision
- ≡ High Strength
- ≡ High Rigidity
- ≡ Long Service Life
- ≡ High Transmission Efficiency
- ≡ HIWIN/PMI P Grade Utraprecise
- ≡ Deformation resistance & ageing resistance

≡ Yongshuo X, Y, Z 3-axis are equipped with ball screws & roller screws, using C3 double nut pre-tightening ball screw provided by Taiwan original brand HIWIN and PMI, ball (column) screw end bearing adopts imported P4 grade 60 single contact angle screw special bearing, screw support adopts pre-stretching structure, with 5M/8M arc teeth synchronous belt drive and feed servo motor connection, inertia is small, torque is large. The dynamic performance is good, which greatly reduces the influence of thermal deformation on the accuracy of the machine tool during long-term operation, and the transmission rigidity is strong. Yongshuo uses 4-screws & 6-sliders configuration for machining centers over 1 meter, which greatly enhances the static and dynamic load capacity and stability of machine tools.



# WHY CHOOSE YONGSHUO(SUPERIMAGE) CNC MACHINING CENTER

Part Six – Yongshuo(SuperImage) CNC's Highlights & Advantages

## (4). Spindle System of Yongshuo CNC Machine



Spindle

" Heart "of  
CNC Machine


- ≡ High Processing Precision
- ≡ High Strength
- ≡ High Rigidity
- ≡ Long Service Life
- ≡ High RPM-,6000,8000,10000,12000, 18000, 24000,25000,etc; Belt & Direct Connection
- ≡ Low Noise & Low Error Rate

≡Yongshuo Machine Tool adopts ROYAL and KENTURN spindles imported from Taiwan. These high-quality spindles have three characteristics: high precision, high cutting and milling efficiency, high reliability, low chatter, low noise, low failure rate, and are equipped with automatic thermal error compensation system, which is accurate, efficient, reliable and durable. The spindle and transmission are equipped with grade 22 special bearings of Germany (FAG) and Japan (NSK) (most of other similar machine tools use grade P4 bearings, transmission accuracy is not in the same order of magnitude), and with KLUBR NBU15 grease lubrication, the whole spindle is assembled under constant temperature conditions, after computer balance correction and running-in test, making the life of the whole spindle long & High reliability.

# WHY CHOOSE YONGSHUO(SUPERIMAGE) CNC MACHINING CENTER

Part Six – Yongshuo(SuperImage) CNC's Highlights & Advantages

## (5). ATC System of Yongshuo CNC Machine



ATC  
SYSTEM

" ARMS "of  
CNC Machine


- ≡ High Tools Exchange Efficiency
- ≡ Save Tapping Time
- ≡ Down Workpieces Processing Cycle Time
- ≡ Long Service Life
- ≡ High Stability
- ≡ Low Error Rate
- ≡ Big Capacity, Arm Type

≡ ATC system is also one of highlights of Shanghai Yongshuo Machining Center. Yongshuo machine tool uses 16 or 20 or 24 Arm type ATC system. Unlike other brands of machine tools, Yongshuo's ATC system consists of five parts: Interchange tools magazine, Tapping cylinder, Air pre-filter, Preset air storage Device & Exclusive tools magazine sealing technology. The high-speed automatic tool changing magazine has the advantages of accurate tool changing, short time and high efficiency. After millions of operation tests, the tool changing magazine is accurate, efficient, durable and can work perfect.

# WHY CHOOSE YONGSHUO(SUPERIMAGE) CNC MACHINING CENTER

Part Six – Yongshuo(SuperImage) CNC's Highlights & Advantages

## (6) Constant Temperature Cooling System of Yongshuo CNC Machine



Cooling  
SYSTEM

“ Protector “of  
CNC Machine

- ≡ High Cooling Efficiency
- ≡ Save Cooling Time
- ≡ More Safe
- ≡ Long Use Life of Spindle
- ≡ Perfect Workpieces Surface
- ≡ More Automatical & More Smart
- ≡ Trinity Omnidirectional Cooling

≡ Yongshuo CNC machining center adopts a unique spindle constant temperature oil-cooling technology, fully automatic oil injection cooling function, to achieve real-time monitoring, comparison and adjustment of working temperature and set temperature of all-weather spindle. When the working temperature of the spindle reaches the limit temperature, the automatic oil cooling system starts to work, cooling the spindle in time, ensuring the working performance of the spindle, prolonging its service life and enhancing its working efficiency. From inside to outside, octagonal and hexagonal three-dimensional coverage is uniform, full, timely, fast and intelligent to realize three-in-one cooling of workpiece, milling cutter and spindle, which greatly improves the processing efficiency and improves the working surface smoothness.

# WHY CHOOSE YONGSHUO(SUPERIMAGE) CNC MACHINING CENTER

Part Six – Yongshuo(SuperImage) CNC's Highlights & Advantages

## (7)Pneumatic System of Yongshuo CNC Machine



Pneumatic  
System

“ Respirator ” of  
CNC Machine


- ≡ High Stability
- ≡ Filtering Water Vapor & Impurities in Air
- ≡ More Safe
- ≡ Long Use Life of ATC System
- ≡ Protect Tapping Device
- ≡ Make Tool Interchanging More Exact & Quick
- ≡ Work as a Pneumatic Source “UPS”

≡ Yongshuo holds the patented technology of gas storage tank and gas source four-stage air filtration system. Preset gas storage tank is a solid stainless steel inner liner, which is corrosion-free and stainless. It can store air in advance. When the gas source of the machining center suddenly disconnects, the preset gas storage tank can start working immediately and provide a backup gas source. Pre-powered pneumatic four-stage filter (Japanese machine tool only achieves three-stage filter) can filter impurities and moisture in the air source, and prevent the damage and corrosion of machine tool parts caused by impure gas. The solenoid valve group is controlled by PLC program to ensure the quick and accurate completion of spindle loosening knife, spindle central blowing, spindle clamping knife, spindle air cooling and other actions.

# WHY CHOOSE YONGSHUO(SUPERIMAGE) CNC MACHINING CENTER

Part Six – Yongshuo(SuperImage) CNC's Highlights & Advantages

## (8).Lubrication System of Yongshuo CNC Machine



Smart  
Lubrication  
System

" Blood" of CNC  
Machine

- ≡ More Stable
- ≡ More Clean
- ≡ More Safe
- ≡ More Smart
- ≡ Long Use Life of Transmission System
- ≡ Quantitative Oil Lubricating
- ≡ Time Oil Lubricating

≡ Yongshuo Machining Center adopts centralized automatic thin oil lubrication and intermittent electric oil supply system. Each node is equipped with a quantitative oil distributor, which regularly and quantitatively injects oil into each lubricating part to ensure the uniform lubrication of sliding surfaces, effectively reduces friction resistance, improves motion accuracy and ensures the ball screw pair. And the service life of guide rail and transmission parts.

# WHY CHOOSE YONGSHUO(SUPERIMAGE) CNC MACHING CENTER

Part Six – Yongshuo(SuperImage) CNC's Highlights & Advantages

## (9).Chips Removal System of Yongshuo CNC Machine



Big Power  
Chips Auger

" Cleaner" of  
CNC Machine

- ≡ More High Efficiency
- ≡ More Clean
- ≡ More Safe
- ≡ Big Power
- ≡ Double Motors
- ≡ Flushing & Chips Removal
- ≡ More Seal & Never Leakage

≡ Yongshuo Machining Center uses high-quality chain chip removal machine or screw chip removal machine. Y-axis split-type protective structure makes the iron chips produced in the process of processing fall directly on the bed. The large inclined structure inside the bed makes the iron chips slide smoothly into the water tank. After cooperating with the unique protective design of Yongshuo Machining Center, the chips removal structure with a high shovel ensures the cleanliness of the workshop interior.

# WHY CHOOSE YONGSHUO(SUPERIMAGE) CNC MACHINING CENTER

Part Six – Yongshuo(SuperImage) CNC's Highlights & Advantages

## (10).Rotary Table System of Yongshuo CNC Machine



Multi-  
Function  
Rotary Table

" Assistant" of  
CNC Machine

- ≡ 4-Axis Rotary Table
- ≡ 5-Axis Rotary Table
- ≡ Cradle 5-Axis Rotary Table
- ≡ Disk Tailstock Rotary Table
- ≡ Double-Head Synchronous Rotary Table
- ≡ Thimble Tailstock Rotary Table
- ≡ R170-R500 Diameters for option

≡ Yongshuo Machining Center can be equipped with digital control 4-Axis rotary table, 5-axis rotary table, cradle 5-axis rotary table, Disk Tailstock rotary table, Double-head synchronous rotary table, Thimble tailstock rotary table. and the size can be from R170-R500(mm). They can be used for different processing purpose. They can be used for cylinder block, shell, box, polyhedron, shaft parts, special-shaped parts, etc., with one clamping and automatic completion.

# WHY CHOOSE YONGSHUO(SUPERIMAGE) CNC MACHINING CENTER

Part Six – Yongshuo(SuperImage) CNC's Highlights & Advantages

## (11).Digital Control System of Yongshuo CNC Machine



FANUC  
MITSUBISHI  
SIMENS/SYNTEC

" CPU" of CNC  
Machine

- ≡ More Stable
- ≡ More Smart
- ≡ More Safe
- ≡ More High Precision
- ≡ More High Efficiency
- ≡ Multi-Function
- ≡ More Easy & Convenient Operation

≡ Yongshuo Machining Center adopts Fanuc, Mitsubishi, Simens, Syntec etc CNC control system. Yongshuo Machining Center has extensive and in-depth strategic partnership with Fanali, Mitsubishi, Siemens, New Generation Operating System Providers. According to the needs of users, with its deep R&D capabilities, Shanghai Yongshuo has compiled some functions of the general operating system twice. The built-in integration adds many new functions, which need to be widely used in practical applications, and is deeply loved by the majority of users.



A large, stylized red number '7' is positioned on the left side of the slide, extending from the top to the bottom. The background is a light green color with a horizontal dark green band across the middle.

# PART SEVEN

UNIQUE PATENT TECH. OF YONGSYUO CNC MACHINE

# WHY CHOOSE YONGSHUO(SUPERIMAGE) CNC MACHINING CENTER

Part Seven – Yongshuo(SuperImage) CNC's Unique Patent Technologies

## (P1).Spindle Protection System of Yongshuo CNC Machine



≡ The unique protection function of the spindle "air curtain" in the processing process, the spindle cone hole will eject "air curtain", effectively prevent the water and gasoline mist in the processing process, dust particles into the spindle cone hole, to a great extent, to protect the spindle, prolong the service life of the spindle, enhance the processing stability, accuracy, and greatly reduce the failure rate.

reduce the failure rate.

# WHY CHOOSE YONGSHUO(SUPERIMAGE) CNC MACHINING CENTER

Part Seven – Yongshuo(SuperImage) CNC's Unique Patent Technologies

## (P2).Over Votage Protection System of Yongshuo CNC Machine



≡ User's processing safety is always put in the first place by Yongshuo. Yongshuo's electrical system is equipped with a unique "phase-out" and "virtual" protection system, but in the installation of wiring, if the voltage is unstable, or there is "phase" or "virtual" or "If the phenomenon of "phase absence" occurs, the system will trip automatically to prevent damage to the control board and circuit system caused by over voltage or current.

ελγερτω σαπτερ ρλ ολετ λοτρεγε οτ σαπτερ

# WHY CHOOSE YONGSHUO(SUPERIMAGE) CNC MACHINING CENTER

Part Seven – Yongshuo(SuperImage) CNC's Unique Patent Technologies

## (P3).Extental Shell Protection System of Yongshuo CNC Machine




≡ Yongshuo's extental metal shell protection is firm and beautiful, generous and stable. The thickness of sheet metal is 2.5-2.7, which is much higher than the national standard of 1.7. In addition, the sheet metal shield is equipped with reinforcing ribs to support the shell protection more firmly, which makes the sheet metal shield more stable and improve the processing accuracy and stability. In addition, a liquid diversion groove is designed on the protective door and window of sheet metal. The droplets formed by oil and gasoline mist and water vapor in the process of processing will follow the diversion into the chips removal flushing system, which makes the processing safer for workers.

which makes the processing safer for workers.  
diversion into the chips removal flushing system

# WHY CHOOSE YONGSHUO(SUPERIMAGE) CNC MACHINING CENTER

Part Seven – Yongshuo(SuperImage) CNC's Unique Patent Technologies

## (P4).Central & Surrounding Spraying Double Cooling System of Yongshuo CNC Machine



≡ Mature spindle annular spray cooling system and spindle central effluent cooling system are equipped with omni-directional three-dimensional water spray function to achieve uniform, full, timely, fast and intelligent three-in-one cooling of workpiece, milling cutter and spindle, which greatly improves the processing efficiency and improves the surface smoothness of workpiece in a big scale.

big scale

# WHY CHOOSE YONGSHUO(SUPERIMAGE) CNC MACHINING CENTER

Part Seven – Yongshuo(SuperImage) CNC's Unique Patent Technologies

## (P5).Spindle Constant Temperature Oil Cooling System of Yongshuo CNC Machine



≡ Unique spindle constant temperature oil cooling technology fully automatic oil spray cooling function all-weather spindle working temperature and set temperature real-time monitoring and comparison, adjust when the spindle working temperature reaches the limit temperature, the automatic oil cooling system starts to work, timely cooling to ensure the spindle working performance, prolong service life, enhance work efficiency.

ENHANCE WORK EFFICIENCY

# WHY CHOOSE YONGSHUO(SUPERIMAGE) CNC MACHINING CENTER

Part Seven – Yongshuo(SuperImage) CNC's Unique Patent Technologies

## (P6).ATC(Tools Magazine)'s Full Sealing System of Yongshuo CNC Machine



≡ The exclusive patent technology of tool warehouse seal realizes extra full seal of tool warehouse, prevents water vapor, oil mist and waste from splashing into tool warehouse during processing, effectively prevents the influence of water, steam, oil and chip on tool warehouse and cutter cylinder, greatly reduces the failure rate of tool change, largely guarantees the stability of tool warehouse and prolongs the service life of tool warehouse.

service life of tool warehouse'

# WHY CHOOSE YONGSHUO(SUPERIMAGE) CNC MACHINING CENTER

Part Seven – Yongshuo(SuperImage) CNC's Unique Patent Technologies

## (P7).Uninterrupted Gas Source & Air Prefiltering System of Yongshuo CNC Machine



≡ The gas storage tank of the pre-positioned air storage tank and the four-stage air filtration system of the punch power air source of the patent technology is a solid stainless steel inner liner, non-corrosive and stainless steel, which can pre-positioned store air. When the gas source of the processing center is suddenly disconnected, the pre-positioned air storage tank can work immediately, provide a backup gas source, so that the tool replacement operation is uninterrupted; the four-stage air filter of the pre-positioned four-stage punch power air source has fully passed the four-stage air filter. Water vapor and impurities in the air are filtered to effectively prevent them from entering the tools-beating mechanism, which greatly reduces the failure rate of tools-changing and prolongs the service life of the tools-holder.

service life of the tools-holder:  
improve the life of tools-changing and prolongs the



# WHY CHOOSE YONGSHUO(SUPERIMAGE) CNC MACHINING CENTER

Part Seven – Yongshuo(SuperImage) CNC's Unique Patent Technologies

## (P8).Extra Pneumatic Tools Holder System of Yongshuo CNC Machine




≡ Help users to pre-install pneumatic fixture pneumatic interface configuration on the workbench, convenient for users to connect pneumatic fixture. Small tools holder hole greatly reflects great sincerity.

# WHY CHOOSE YONGSHUO(SUPERIMAGE) CNC MACHINING CENTER

Part Seven – Yongshuo(SuperImage) CNC's Unique Patent Technologies

## (P9).4-Axis & 5-Axis Interface Prebuilt System of Yongshuo CNC Machine



≡ Yongshuo Standard Configuration has built-in four-axis and five-axis electrical interfaces for users by default. Even if users do not need it now, when upgrading is needed, they only need to buy a turntable, plug-and-play, without more disassembly and installation, which greatly facilitates users.

# WHY CHOOSE YONGSHUO(SUPERIMAGE) CNC MACHINING CENTER

Part Seven – Yongshuo(SuperImage) CNC's Unique Patent Technologies

## (P10).Control System's Built-in Extended Functions of Yongshuo CNC Machine



≡ Mitsubishi, Fanuc, Siemens, Syntec, etc Operating System

In addition to standard functions, Built-in integration and powerful expansion of functional modules:

- \* Big tools function
  - \* Four-axis Plug-in Extension Function
  - \* Five-Axis Plug-and-Expand Function
  - \* Dynamic setting function of spindle
  - \* Program breakpoint continuation function
  - \* Program Memory Execution Function
  - \* Feed Setting Quick Function
  - \* 3-D Dynamic Tracking Function
  - \* Handwheel simulation debugging function
  - \* Automatic Centering Measurement Function
- Ten functions.

Ten functions:

Automatic Centering Measurement Function

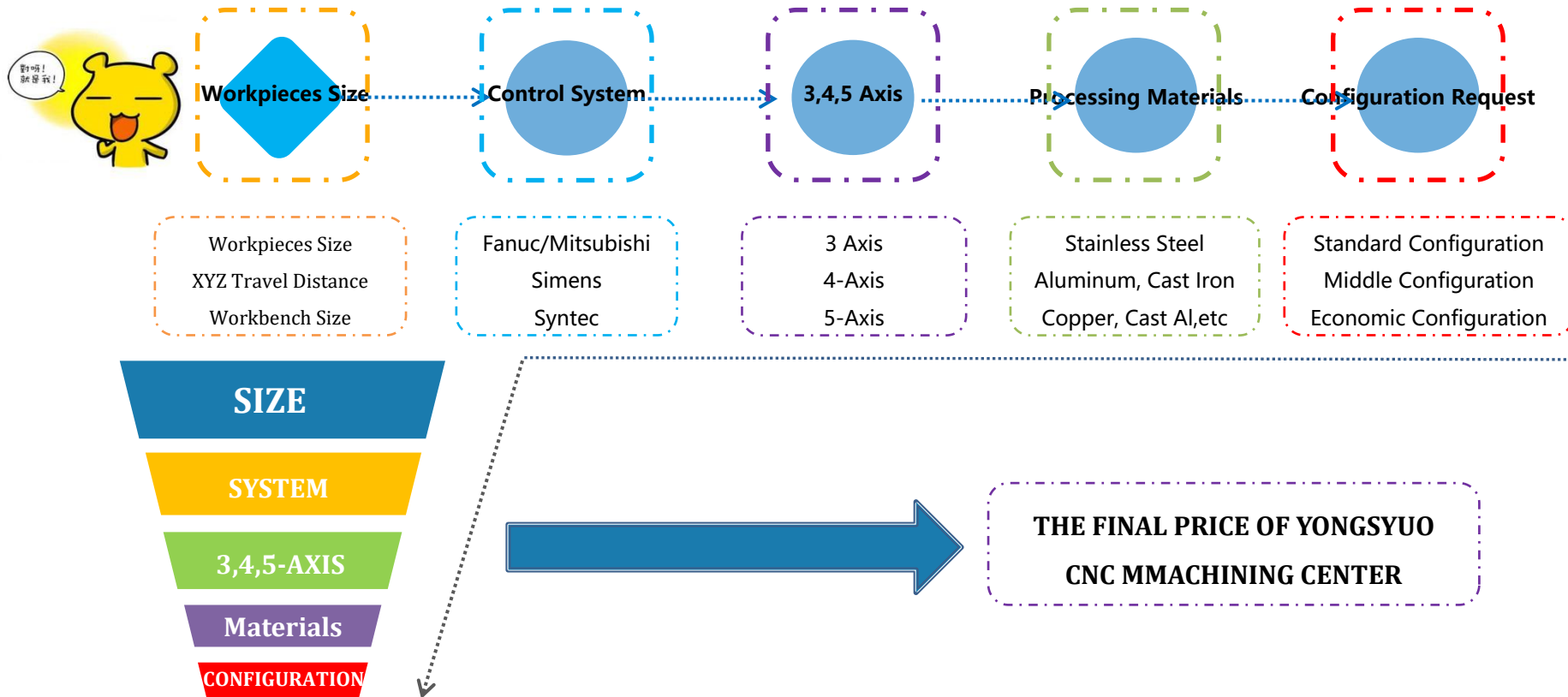
8

# PART EIGHT

PRICE SYSTEM & PARTNERS OF YONGSYUO CNC MACHINE

# PRICE SYSTEM & PARTNERS OF YONGSHUO CNC MACHINING CENTER

Part Eight – The price system & partners of Yongshuo CNC Machine



# PRICE SYSTEM & PARTNERS OF YONGSHUO CNC MACHINING CENTER

Part Eight – The price system & partners of Yongshuo CNC Machine




(Order Quantity: 30Sets)



(Order Quantity: 40Sets)



(Order Quantity: 70Sets)



(Order Quantity: 45Sets)



(Order Quantity: 15Sets)



(Order Quantity: 8Sets)

THANKS



**Email: [info@superimagetech.com](mailto:info@superimagetech.com); Cell: 0086-131-6238-1655**